

STATEMENT OF RECEIPTS
Municipality of Pura
GENERAL FUND

Particulars	Account Code	AMOUNT		
		CY 2014 ACTUAL	CY 2015 ESTIMATES	CY 2016 ESTIMATES
Beginning Balance		-		
LOCAL TAXES				
Business Tax	R	1,888,659.94	2,500,000.00	2,500,000.00
Business Tax (Penalty)		58,043.27	50,000.00	50,000.00
Community Tax	R	267,424.30	320,000.00	300,000.00
Franchise Tax	R	30,700.00	30,000.00	30,000.00
Occupation Tax	R	2,430.00	5,500.00	3,000.00
Real Property Tax (CY)	R	339,647.85	380,000.00	400,000.00
Real Property Tax (PY)	R	140,150.37	280,000.00	330,000.00
Other Local Taxes	R		150,000.00	170,000.00
Fines and Penalties - RFT	R	87,835.49	85,000.00	85,000.00
GENERAL INCOME ACCOUNTS				
Permits and Licenses				
Fees on weights and Measures	R	12,220.00	10,000.00	10,000.00
Permit Fees				
Mayor's Permit	R	134,935.00	174,000.00	174,000.00
Building Permit	R	13,971.43	26,000.00	26,000.00
Burial Permit	R	25,050.00	28,500.00	28,500.00
Tricycle/Jeep/Kuliglig/Tresher	R	286,910.00	605,000.00	300,000.00
Occupancy Permit	R	9,438.00	15,000.00	10,000.00
Electrical Permit	R	22,996.60	37,000.00	37,000.00
Registration Fees				
Large Cattle	R	20,980.00	14,500.00	14,600.00
On Civil Status/LCR	R	157,250.00	132,000.00	132,000.00
Marriage Fees	R	73,390.00	135,000.00	135,000.00
Service Income				
Clearance and Certification Fees				
Police Clearance	R	53,520.00	50,000.00	50,000.00
Zonal Location Clearance Fees	R	5,023.46	10,000.00	150,000.00
Cert. from the Assessor's Office	R	34,100.00	85,000.00	85,000.00
Garbage Fees		22,350.00	20,000.00	20,000.00
Medical, Dental and Laboratory Fees	R	76,000.00	115,000.00	115,000.00
Other Service Income	R			
Income from ID Lamination	R	40.00	5,000.00	5,000.00
Rental of Government Facilities	R			
Other Receipts	R			
Income from Tractor	R	1,280.00	100,000.00	5,000.00
Income from the Sale of Bid Forms	R	131,360.43	-	
Business Income				
Income from Cemetery Operations	NR	46,500.00	50,000.00	50,000.00
Income from Markets	NR	1,655,295.00	1,650,000.00	1,700,000.00
Income from Slaughterhouse Operations	NR	62,367.50	70,000.00	80,000.00
Income from Waterworks Systems	NR	2,359,108.56	2,700,000.00	2,700,000.00
Rent Income	R	22,900.00	20,000.00	26,000.00
Other Business Income	R	234,123.23	290,000.00	290,000.00
Other Income				
Interest Income	R	41,986.56	65,000.00	65,000.00
Internal Revenue Allotment	R	48,161,385.00	54,541,324.00	59,850,260.00
Share from Tobacco Excise Tax	R	-		
Miscellaneous Income	R	62,079.81	85,000.00	65,000.00
Share from PCSO/Lotto	NR	35,132.71	50,000.00	50,000.00
Total Income		56,576,584.51	64,883,824.00	70,041,360.00
INCOME INCLUDING BEG. BALANCE				
Less: Continuing Appropriation				
Total Available Resources for Appropriation		56,576,584.51	64,883,824.00	70,041,360.00

Prepared by:

APV
MARILYN P. CORTES
ICO-Municipal Treasurer

[Signature]
MARILOU T. QUITLONG
Municipal Budget Officer

[Signature]
ENGR. ABEGEL A. PAGATPATAN
MPDO


STATEMENT OF RECEIPTS AND EXPENDITURES


Municipality of Pura


General Fund

PARTICULARS	Acct. Code	PAST YEAR 2014 ACTUAL	Current Year 2015		
			Actual	Estimate	Total
			Jan-June	July - Dec	
I. Beginning Cash Balance					
II. Receipts					
A. Local Taxes					
1. Tax Revenue					
a. Real Property Tax		479,798.22	357,509.57	302,490.43	660,000.00
b. RPT Fines & Penalties		87,835.49	29,093.97	120,906.03	150,000.00
c. Special Education Tax					-
d. Other Local Taxes		2,247,257.51	1,753,554.87	1,236,945.13	2,990,500.00
Total Tax Revenue		2,814,891.22	2,140,158.41	1,660,341.59	3,800,500.00
2. Non-Tax Revenue					-
a. Regulatory Fees					-
1. License Fees		251,620.00	146,150.00	135,350.00	281,500.00
2. Permit Fees		493,301.03	332,585.29	552,914.71	885,500.00
3. Other Fees		12,220.00	5,160.00	4,840.00	10,000.00
b. Business and Service Income		4,703,968.18	2,492,540.90	2,387,459.10	4,880,000.00
c. Other Income/ Receipts		139,199.08	90,487.40	394,512.60	485,000.00
Total Non-Tax Revenue		5,600,308.29	3,066,923.59	3,475,076.41	6,542,000.00
B. External Sources					-
1. Share from IRA		48,161,385.00	27,270,660.00	27,270,664.00	54,541,324.00
Total Receipts (I+II)		56,576,584.51	32,477,742.00	32,406,082.00	64,883,824.00
III. Expenditures					-
A. General Public Services		21,110,820.07	9,141,275.23	23,783,854.99	32,925,130.22
B. Economic Services		5,733,507.96	1,698,631.44	4,867,210.20	6,565,841.64
C. Social Services		5,653,140.89	1,855,907.55	5,130,326.65	6,986,234.20
D. Other Services		14,407,082.75	5,349,659.55	13,056,503.65	18,406,163.20
TOTAL EXPENDITURE		46,904,551.67	18,045,473.77	46,837,895.49	64,883,369.26
IV. Ending Balance (I+II) - III		9,672,032.84			454.74
Less Continuing Appropriation			-	-	-
Unappropriated Balance			-	-	-


Certified Correct:


MARILYN P. CORTES
ICO - Municipal Treasurer


MARILOU T. QUITLONG
Municipal Budget Officer


ARLEE P. AYSON
Municipal Accountant

Approved:


CONCEPCION A. ZARATE, M.D.
Municipal Mayor